

# BREAKING BOUNDARIES IN CARDIOLOGY.

## Shockwave Intravascular Lithotripsy – A Revolutionary Approach.



Meet Dr. Sunil Thakersee, a distinguished Interventional Cardiologist at Melomed Gatesville Hospital, who is making waves in the realm of Interventional Cardiology. Driven by a commitment to excellence, he has been at the forefront of adopting groundbreaking technologies to enhance patient care.

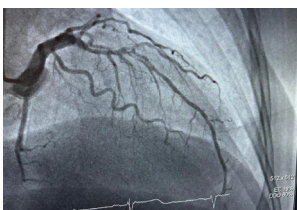
Introducing Shockwave Intravascular Lithotripsy, a cutting-edge technology that Dr. Thakersee has seamlessly incorporated into his practice for the last 3 years, since 2021. This revolutionary technique allows Cardiologists to tackle highly calcified vessels with unprecedented precision. Using sonic pressure waves delivered through a balloon catheter, Dr. Thakersee expertly breaks down calcium deposits, enabling vessel expansion and facilitating the placement of stents.

Why is this a game-changer? The technology has not only demonstrated exceptional safety with minimal risk of complications, but has also proven to be a cost-effective solution. In a groundbreaking pilot study conducted by Discovery in South Africa, it was revealed that Shockwave Intravascular Lithotripsy dramatically reduces costs associated with traditional disposable products, previously employed with limited success in treating calcium buildup.

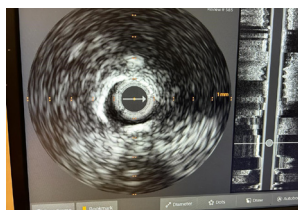
As medical schemes increasingly embrace this innovative technology, it is poised to become more accessible to a broader spectrum of patients.

Dr. Sunil Thakersee's pioneering efforts have already resulted in many successful procedures at Melomed Gatesville Hospital. This procedure is also, now, being done at our Melomed Bellville Hospital with Cardiologist, Dr Sigauke. This showcases their dedication to staying at the forefront of cardiac care at Melomed's Cardiac Centres of Excellence.

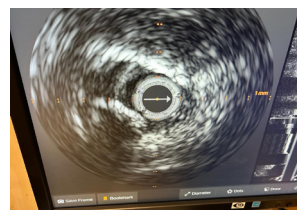
**Join us in celebrating transformative contributions to Cardiology at Melomed Private Hospitals. Together, we are breaking barriers and reshaping the future of cardiovascular care. Your heart deserves nothing but the best, and our cardiac team is leading the way to a healthier, brighter tomorrow.**



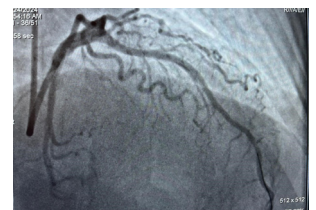
Severe long calcified LAD stenosis on angiography.



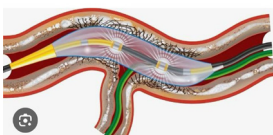
Severe circumferential calcification noted on IVUS (intravascular ultrasound imaging)



Post lithotripsy balloon dilatation calcium "cracked".



Final result post stenting.



The balloon for the Shockwave Intravascular Lithotripsy